



December 2010



Robert D. Wilson Elementary

EARLY INTERVENTION

Use Family Pictures to Develop Strong Language Skills


By Kelly Faulkenberry
Cheek, M.S.P, CCC-SLP

Super Duper Handy Handouts
Number 29

Strengthen Holiday Language Skills at Home

The holiday break gives parents the opportunity to spend more time with their children. With the following activities, parents can use this valuable time to strengthen their children's language skills and have some fun, too! Pictures are a great way to develop family sharing and closeness while promoting a variety of language skills.

Children and parents love looking at new or old pictures. Placing pictures into a personalized picture book, such as an inexpensive "flip-book" type album, can help your children understand **themes** such as holidays, birthdays, or vacations. Help them write or tell stories by using white label



stickers and writing **who, what, when, where, and why** sentences about each photo.

Encourage your children to use **past tense** when describing the pictures. Give them examples such as, "When you were a baby, you loved the stuffed bear Santa brought you for Christmas." Talk with your children about people, objects, and colors and **take turns** describing each. Allow them to describe their memories of these events and expand upon these with your own. The holiday break gives parents the opportunity to spend more time with their children. Parents can use this valuable time to strengthen their children's language skills and have some fun, too!

A mousie got into a great Christmas pie,
Two little boys heard him, and then they did cry,
"O mousie! O mousie! come quickly away!
That pie is not for you, 'tis for our Christmas day."

by
M.N.B.



AUTISTIC SUPPORT

We have found some simple, great games that you and your child can play together. These games are made up of things that you already have in your home, so there's no need to go out and buy anything. These games are great to play during the long, cold winter months when we are all stuck inside. I hope that you enjoy them!

Masking Tape Game

Children with autism often enjoy sensory activities. Consider applying masking tape to the wall to form letters, numbers or shapes. Let your child peel the tape off the wall. He will enjoy touching the sticky tape and the way it feels coming off the

wall as well as the sound it makes. You can also cover a small toy with tape and ask your child to guess which toy it is. As she pulls the tape off, continue to ask her if she knows what the toy is.

"Can We Go?" Game

This game teaches autistic children how to understand that a "no" answer does not necessitate a tantrum. An adult asks the child "can we go?" and lets the child respond however she pleases. When the child says "yes," the adult should look very happy and proceed to take one step forward. If the child says "no," the adult should look disappointed, but simply ask the question again. Later,

the adult and child can switch roles. The child will enjoy being able to tell the adult "no" and will learn how to accept a "no" answer as well.

Step Game

The step game teaches autistic children how to give and understand directions. Stand on the bottom of a staircase with your child and give the first command. You can mix up the commands to involve your child's favorite activity such as "twirl step," "bark like a dog step," or "high five step." You and your child will perform the command, and then go to the next step. Celebrate when you reach the top of the stairs then race down to the bottom and switch roles with

your child and let her come up with the commands this time.

Mirror Game

The mirror game helps autistic kids with language development. Begin by imitating everything your child does whether it is scratching his head, taking a drink of water or walking to the other side of the room. As you perform each activity, narrate what you are doing. For example, you might say "now we are scratching our heads" as you mimic your child scratching her head. Your child will enjoy "making" you do things and will learn new words in the process.



PREKINDERGARTEN



"The best and most beautiful things in the world cannot be seen or even touched. They must be felt with the heart. Wishing you happiness."
- - Helen Keller

We would like to share with you some proven ideas from research for parents for "A Child Becomes a Reader" by Armbruster, Lehr & Osborn. Teach your children about print and letters.

- Help your children learn to recognize their names in print. As they watch, print the letters of their names, saying each letter as you write it. Display their names in special places in your home. Encourage them to spell and write their names.
- Point out words and letters everywhere you can. Read street signs, traffic signs, bill-

boards and store signs. Ask your children to begin naming common signs and find some letters.

- Teach your children to sing the alphabet song. After they master the singing, continue with saying the letters of the alphabet.
- Share alphabet books with your children. Some alphabet books have songs and games that you can learn together.
- Put magnetic letters on your refrigerator or other smooth metal surface. Ask your children to name the letters as they play with them.
- Play games using the alphabet. Ask your children to find letters in books, magazines, newspapers and other print.

The prekindergarten children are in the midst of our letter of the day activities. Please

continue to review the information we send home with each letter. Take some time to talk with your children about the activities that were done at school and the snack for each letter. It is imperative that you review the letters of the alphabet with your children. Make a game of it, drilling your children may decrease their interest and you might not get the results you may desire. Many department stores have letter games that are rather inexpensive. Use the materials we send home to make your own games. A favorite at school is the Leap Frog fridge phonics.

We hope you all have a nice holiday. Take some time over the holiday vacation to read, sing and play with your children. Most of all enjoy your time with your families. Have a happy and healthy New Year.



KINDERGARTEN




In kindergarten, students are making great strides in the areas of reading. The list of sight words students can easily recognize and read has continued to grow. Students are demonstrating their ability to sound out three letter words with the vowels **a** and **i** in the middle. They are combining these two skills to read more challenging books. The students are also using their sight words and ability to sound out words to write interesting sentences with ease.

In math, students have been working on a variety of skills. They continue to work on recognizing all of the teen numbers. They are working on counting by 1's and 10's to 100, pretending to shop using pennies and dimes, and are beginning the process of learning to add, using counters, with sums to ten.

Just a reminder! Kindergarten students will go out every day for recess during the winter. Students must wear snow pants and boots everyday to play

in the snow. Please make sure your child is dressed appropriately so they can enjoy the winter fun. Merry Christmas and Happy New Year!



FIRST GRADE

With the holiday season upon us the first graders at R.D.W. are bustling about preparing for a month of merriment.


We continue to tickle our brains with new challenges daily. We are exploring our reading anthology. Many new skills are being introduced while others are reinforced. Comprehension is of extreme importance. The children are becoming keenly aware of the sequence of events within a given story and specific details needed to answer comprehension questions.

Grammar is practiced daily with an emphasis at this time on naming and telling parts of sentences. The proper use of capital letters and punctuation marks will continue throughout the year.

We continue to work on addition and subtraction facts in math, with time and money coming up after the holidays. Rocket Math is progressing. Memorization is the key to success with Rocket Math.

Thank you for all you do!

Merry Christmas and a Happy New Year!



SECOND GRADE

As the holidays approach the excitement of the season seems to take over. Let's try not to lose sight of our math and reading skills. Here are some ways to have fun and still maintain our skills.

READING

You could read a holiday book for 15 minutes a day.

Practice following directions by reading recipes, toy assembly directions, or travel directions.

MATH

Create your own math word problems. If I have this much money, do

I have enough to buy a certain gift? If so how much change should I get? If not, how much more money do I need?

Practice your addition and subtraction 10 minutes a day. Keep sharp!



Remember reading and math skills are used on a daily basis, both in and out of school, even over the Christmas Vacation!

Have a wonderful holiday season!

THIRD GRADE

Thank you for attending parent conferences. We always look forward to meeting with you to discuss how we can better help your child. By keeping communication lines open, we can work together to provide the best education for all children.

The excitement of Christmas is in the air. We know that this time of the year can be very hectic, but please remember to encourage your child to read for at least 15-30 minutes each night and complete their homework.


We are "electrified" with science as the students are learning all about electricity by creating simple circuits. Students also spent quite a bit of time studying magnetism. Have fun with your child at home discussing electricity and magnets.

In social studies students are learning about protecting the environment. The children have been able to see how land and water affect people and communities. The children have also learned how nature provides us with the natural

resources we cannot live without. Lastly, we will be learning the many reasons why it is so important to protect our environment. Remember to reduce, reuse and recycle!

"Friends to Grow With" was the title of the reading theme that the children were working on. The children observed people growing and changing through their relationships with others. By reading about ways in which friends and family influence real people and fictional characters, the children will recognize how people influence each other.

The children have completed the math unit on time and money. These two skills are an essential part of your child's future. Please be sure to allow your child to practice counting money and telling time. While checking out at the register, allow your child to count out the correct amount of money to pay the cashier or quiz your child on the time of day periodically throughout the weekend.



- 1/2 cup shortening
- 1/2 cup packed brown sugar
- 3 1/4 cups sifted all-purpose flour
- 1 teaspoon salt
- 1 teaspoon baking soda
- 1/2 teaspoon ground cinnamon
- 1/2 teaspoon ground ginger
- 3/4 cup molasses
- 1/4 cup water



In health class students completed the second step program. All students were required to complete a mobile including information that they recently learned. This mobile was a great way to assess each student's understanding of the topics covered. Next on the list of important health topics is germs and personal hygiene. Students are sure to learn many ways to stay healthy and take care of their bodies. Remind your child to wash their hands frequently throughout the day!

The third grade students and teachers would like to wish everyone a safe, happy, and wonderful holiday season. "Merry Christmas, Happy New Year, and Happy Hanukkah".



FOURTH GRADE

The holiday season is upon us. We are looking forward to the 3rd and 4th grade concert on Thursday, December 9. The children have been busy practicing their songs and learning parts in preparation for the big event.

It has been an exciting time in social studies as the students have been working on their extra credit projects about Native Americans at home and bringing them in by December 1. The students at RDW always enjoy looking at the dioramas and other projects.

We encourage you to read with your children over the holiday season. There are so many holiday stories that can add to the spirit of the season. Our fourth grade students are being challenged to not only read, but to think about what they are reading and be able to analyze the meaning of the text. Encourage your children to speak about what they are reading and what the text is about.

Math has been a challenge for our students as they have been learning algebraic concepts and working with numbers in different

ways. Please go over your child's homework to make sure they are getting those concepts. It is also very important that our children be able to explain what steps they took to get the answer.

We are discussing alcohol and tobacco usage in health. The students are learning the effects of those drugs on their bodies. It is a good time to talk about those issues at home.

Happy Holidays from the fourth grade team.



Robert D. Wilson Elementary

Phone: 570-488-6454
Fax: 570-488-5151
E-mail: cthorpe@westernwayne.org

And the Grinch, with his Grinch-feet ice cold in the snow, stood puzzling and puzzling, how could it be so? It came without ribbons. It came without tags. It came without packages, boxes or bags. And he puzzled and puzzled 'till his puzzler was sore. Then the Grinch thought of something he hadn't before. What if Christmas, he thought, doesn't come from a store. What if Christmas, perhaps, means a little bit more. ~Dr. Seuss



FIFTH GRADE

In December, the fifth grade is exploring the travels of Europeans and their settling in North America. Can your child tell you some of these famous explorers and where their travels lead them?

The students are also focused on the study of compounds and mixtures. They will be working in the lab on some experiments that show how compounds and mixtures are formed.

In math, the students are working with finding mean, median and mode. Please continue to practice the multiplication and division facts over the holiday break as well as adding, subtracting, and multiplying decimals. One way to do this is while shopping for the holidays, have your child estimate costs of multiples of an item, or add prices of different foods in the grocery store.

Spelling is also an important part of our writing every day. We ask that the students study the weekly spelling words daily and practice writing them.

The fifth grade team would like to wish everyone a warm and special holiday this year.



LEARNING SUPPORT

Quotation on Education: The mind is like the stomach. It's not how much you put in that counts, but how much it digests.

Albert J. Nock

Everyone is looking forward to Christmas and the holiday vacation. In our class, the students will be completing a Christmas writing activity for our bulletin board. They will be concentrating on writing complete sentences, using correct capitalization, and punctuation.

The students are still practicing their fluency and comprehension skills daily in reading class. Please continue to practice with your child nightly and participate in one and two minute timed readings.

In our Saxon Math program, each level is progressing nicely. The Saxon Math 3 group is working on exponents, square roots,

division, and multiplication facts. The Saxon Math 2 group is working on multiplication to five. The Saxon Math 1 group is focusing on money, time and basic addition/subtraction.

Congratulations to all the students who have received prizes for completing homework! Please, continue to check your child's homework folder and sign their homework sheet nightly.

Students in 1st, 2nd, and 3rd will also be practicing songs for the Christmas Concert. Each class will be making ornaments to decorate the school Christmas tree.

From Mrs. Fortuner's and Mr. Petak's Class,
we wish everyone a very Merry Christmas and a
Happy New Year!



Remember
This December,
That love weighs more
Than gold!
~Josephine Dodge
Daskam Bacon

